

ONEXTM Series

SWITCH LITE[®]

ENERGY SAVING SMART LIGHTING SOLUTIONS!

The only **ONE**
you **NEED**



www.switchlite.eu

ONExSeries™ COMPARISON



ONExPRO™

ONExPRO™ is the most comprehensive and versatile LED downlight on the market and impresses with its universal product features that can be used in absolutely any residential environment.

It is clearly the only one you need.



ONExD2W™

ONExD2W™ delivers in addition to the key product features of the PRO range the option to create with the Dim-to-Warm selection a cozy atmosphere and enhanced comfort while dimming the product.

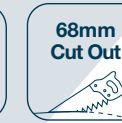
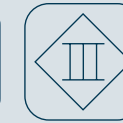
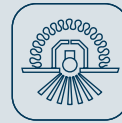
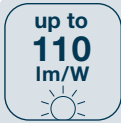


ONExLITE™

ONExLITE™ is built on the fundamental key features of the ONExSeries™ and delivers the best value for money without any compromise on reliability and product efficiency.



ONEx™ Series



Colour Switchable
2700K / 3000K / 4000K
D2W / 3000K / 4000K



Loop in / loop out terminals
Rapid tool-free installation
through push-fit terminals



Wattle Switchable
3.5W / 5.5W / 7W
3.5W / 5.5W



Insulation Cover
Fully coverable with
any insulation material
without reducing
the product lifetime



Convertible Bezel Design
Interchangeable IP65 Bezel feature to
convert adjustable version into fixed



LEDChroic Lense
Imitates halogen appearance
and delivers great uniformity

Round Adjustable / Fixed



Aluminium & Polycarbonate

Square Fixed



Aluminium

Adapter Plate





Aluminium

ONExPRO™

UNIVERSAL & FIRE RATED

MAIN FEATURES

- Colour & Wattage Switchable Convertible Triac dimmable LED Fire Rated LED Downlight.
- Convertible IP65 Bezel design enables transformation from adjustable into fixed design for maximum versatility. Supplied with Adjustable White Aluminium Bezel.
- Rapid tool-free installation through loop in / loop out push-fit wiring terminals with strain relief.
- Compact integrated low profile design with insulation cover allow for use in shallow voids up to 50mm. Downlight and driver are insulation coverable.
- Tested in 30, 60 and 90 minutes fire-rated ceilings according to EN1365-2.




SWL Code	WATTS	COLOUR	LUMENS*	lm/W	CUTOUT [Ø]
	3.5W		370lm	105	
DL150174	5.5W	2700K/3000K/4000K	600lm	109	68mm
	7.0W		770lm	110	
	3.5W		370lm	105	
DL159894	5.5W	2700K/3000K/4000K	600lm	109	68mm
	7.0W		770lm	110	

Lumen value at 3000K

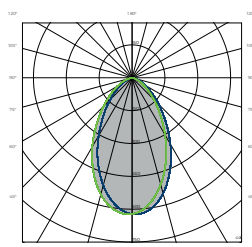
PRODUCT OPTIONS

SWL Code	DESCRIPTION
DL150594	Aluminium IP65 Fixed Round Bezel White
DL150600	Aluminium IP65 Fixed Round Bezel Satin Nickel
DL150617	Aluminium IP65 Fixed Round Bezel Black
DL151201	Aluminium IP65 Fixed Round Bezel Polished Chrome
DL151218	Aluminium IP65 Adjustable Round Bezel Satin Nickel
DL151232	Aluminium IP65 Adjustable Round Bezel Black
DL151225	Aluminium IP65 Adjustable Round Bezel Polished Chrome
DL155926	Aluminium IP65 Fixed Square Bezel White
DL155919	Aluminium IP65 Fixed Square Bezel Satin Nickel
DL157227	Aluminium IP65 Fixed Square Bezel Black
DL154035	ONEx™ Class III 1m Driver Extension cable with AMP connector

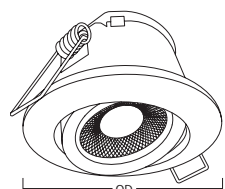


SCAN ME FOR MORE INFO

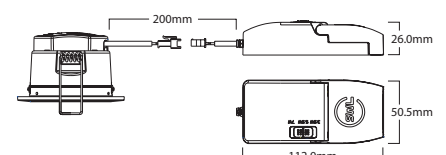
LUMINOUS INTENSITY



PRODUCT DIMENSIONS



DL150174
 (OD) = 85mm
 (H) = 50mm
 (Ø) = 68mm



ONExD2W™

UNIVERSAL & DIM-TO-WARM

MAIN FEATURES

- Dim-to-Warm Colour & Wattage Switchable Convertible Triac dimmable LED Fire Rated LED Downlight allows to create with the D2W dip switch selection a cozy atmosphere while dimming.
- Convertible IP65 Bezel design enables transformation from adjustable into fixed design for maximum versatility. Supplied with Adjustable White Aluminium Bezel.
- Rapid tool-free installation through loop in / loop out push-fit wiring terminals with strain relief.
- Compact integrated low profile design with insulation cover allow for use in shallow voids up to 50mm. Downlight and driver are insulation coverable.
- Tested in 30, 60 and 90 minutes fire-rated ceilings according to EN1365-2.



SWL Code	WATTS	COLOUR	LUMENS*	lm/W	CUTOUT [Ø]
	3.5W		350lm	100	
DL158330	5.5W	D2W/3000K/4000K	550lm	100	68mm
	7.0W		700lm	100	

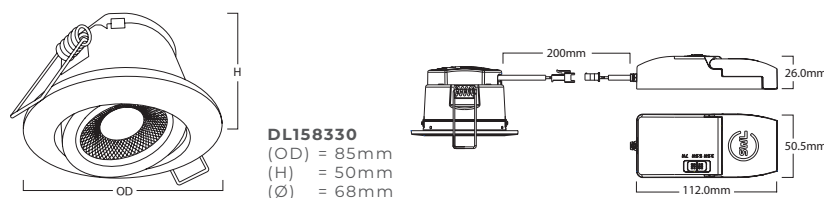
Lumen value at 3000K



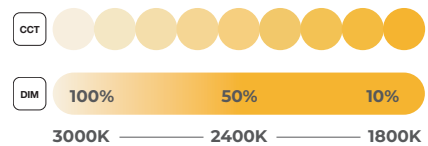
PRODUCT OPTIONS

SWL Code	DESCRIPTION
DL150594	Aluminium IP65 Fixed Round Bezel White
DL150600	Aluminium IP65 Fixed Round Bezel Satin Nickel
DL150617	Aluminium IP65 Fixed Round Bezel Black
DL151201	Aluminium IP65 Fixed Round Bezel Polished Chrome
DL151218	Aluminium IP65 Adjustable Round Bezel Satin Nickel
DL151232	Aluminium IP65 Adjustable Round Bezel Black
DL151225	Aluminium IP65 Adjustable Round Bezel Polished Chrome
DL155926	Aluminium IP65 Fixed Square Bezel White
DL155919	Aluminium IP65 Fixed Square Bezel Satin Nickel
DL157227	Aluminium IP65 Fixed Square Bezel Black
DL154035	ONEx™ Class III 1m Driver Extension cable with AMP connector

PRODUCT DIMENSIONS

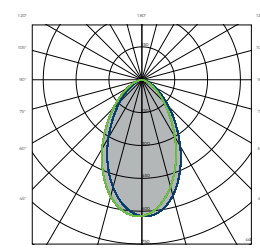


D2W CCT & DIMMING RATIO



SCAN ME FOR MORE INFO

LUMINOUS INTENSITY




ONExLITE™

UNIVERSAL & BEST VALUE

MAIN FEATURES

- Colour & Wattage Switchable Convertible Triac dimmable LED Downlight.
- Convertible IP65 Bezel design enables transformation from adjustable into fixed design for maximum versatility. Supplied with Adjustable White Polycarbonate Bezel.
- Rapid tool-free installation through loop in / loop out push-fit wiring terminals with strain relief.
- Compact integrated low profile design with insulation cover allow for use in shallow voids up to 50mm. Downlight and driver are insulation coverable.




SWL Code	WATTS	COLOUR	LUMENS	lm/W	CUTOUT [Ø]
DL150099	3.5W	2700K/3000K/4000K	370lm	105	68mm
	5.5W		600lm	109	
DL159887	3.5W	2700K/3000K/4000K	370lm	105	68mm
	5.5W		600lm	109	

Lumen value at 3000K

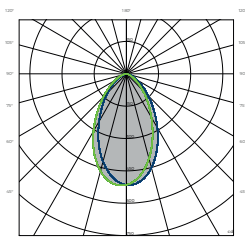
PRODUCT OPTIONS

SWL Code	DESCRIPTION
DL150181	Polycarbonate IP65 Fixed Bezel Satin Nickel
DL151249	Polycarbonate IP65 Fixed Bezel White
DL150587	Polycarbonate IP65 Fixed Bezel Black
DL151263	Polycarbonate IP65 Adjustable Satin Nickel
DL151287	Polycarbonate IP65 Adjustable Black
DL151218	Aluminium IP65 Adjustable Round Bezel Satin Nickel
DL151232	Aluminium IP65 Adjustable Round Bezel Black
DL151225	Aluminium IP65 Adjustable Round Bezel Polished Chrome
DL155926	Aluminium IP65 Fixed Square Bezel White
DL155919	Aluminium IP65 Fixed Square Bezel Satin Nickel
DL157227	Aluminium IP65 Fixed Square Bezel Black
DL154035	ONEx™ Class III 1m Driver Extension cable with AMP connector

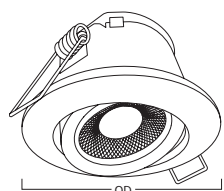


SCAN ME FOR MORE INFO

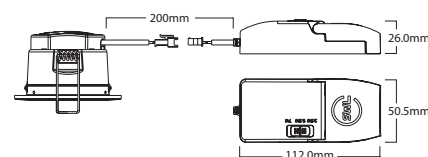
LUMINOUS INTENSITY



PRODUCT DIMENSIONS



DL150099
 (OD) = 85mm
 (H) = 50mm
 (Ø) = 68mm



ONEx™ Series

THE ONLY ONE YOU NEED

The ONEx™ Series is the most comprehensive and versatile LED downlight range on the market. It has been developed with the installer in mind and impresses with its superior quality and reliability, ease of installation and universal product features which do allow an installation in absolutely any environment.

It is clearly the only one you need!

OUTSTANDING PERFORMANCE & RELIABILITY

- Leading luminaire efficiency of up to 110lm/W at CRI90 with a 60° lense design offers great energy saving against conventional lighting products.
- Outstanding thermal management underpins reliable and stable light performance and lumen maintenance even when fully covered with insulation material.
- Product lifetime of L80 50,000 hours underpinned with 7 year product warranty (PRO, D2W and Baffle) or 5 year product warranty for LITE.

QUALITY OF LIGHT

- CRI 90 for the best possible colour rendering of environments and products to be illuminated.
- Colour consistency of SDCM<3 (MacAdams Steps) to ensure best uniformity of patterns.
- Flicker free high quality led driver allowing you to watch quality tv, do online meetings using your webcam, record security videos or to take quality pictures without flicker distraction.
- Optional Dim-to-Warm feature to create cosy atmosphere and comfort in your residential or hospitality environment.
- Low glare lens design imitates halogen appearance and delivers great uniformity. UGR19 option available for ONEx Baffle and CSR version.

UNIVERSAL USE

- Colour Switchable through DIP switch on back of the product enables maximum flexibility across all applications. 2700K reproduces the colours of incandescent, 3000K the colours of halogen and 4000K the closest colour to daylight.
- Wattage Switchable and Triac dimmable. Adjust the required wattage prior to the installation to achieve your target lux level according to your application. Once the product is installed, you can adjust the illumination level according to your mood with all market common dimmers.
- Dimming in addition to Wattage Switchable once the product is installed.
- Transformative IP65 bezel design to convert adjustable version into fixed as well as interchangeable bezel feature across the ONEx series does allow a retrofit of bezels at any time without damaging the ceiling.
- Suitable for installations up to 4 meter installation height due to high lumen package of up to 770lm.

EASE OF INSTALLATION

- One of the quickest and easiest products to install thanks to automatic tool-free connections and springs that are perfectly adjusted to avoid damaging the ceiling structure.
- Transformative IP65 Bezel design allows conversion from adjustable in fixed design or change of bezel variations.
- Compact integrated low profile design with insulation cover and miniaturised driver allow for use in shallow ceiling voids for the narrowest plenums up to 50mm. No driver blocking in the turning arc as the driver passes at ease through the ceiling cut-out.
- Tool free push-fit terminal avoid the requirement for external junction boxes and screwdrivers for over the head installations. Sufficient space for cable entrance and strain relief/anti-pull clamp for rigid cross-section cables.
- Standard cut-out of 68mm allows common hole saw.
- AMP connection between downlight and driver allows the product to be pre-installed before the ceilings are painted, and the driver to be removed from Volume 1.

UNIVERSAL CLASSIFICATION

- Silicon bezel seal and fitting design ensures air tightness and prevents the risk of thermal bridges between floors in a building. Meets latest sustainable building standards.
- Fully coverable with any type of insulation material (including driver) without the requirement of an insulation distance cover.
- Sanitary or water point safety proof due to IP65 and Class III rating. The optional 1m driver extension cable with AMP connector which is available as accessory, ensures that the driver emerges from the water volume and will be an absolute response to the most demanding spaces.
- Tested in 30, 60 and 90 minutes fire rated ceilings according to EN1365-2 eliminate the need of an additional fire protection bonnet.
- Aluminium Bezel versions suitable for the usage in concealment or damp areas and seashores.



SWITCH LITE DISTRIBUTION

ZAC Entrée Sud de Gonesse
1 rue Jean Mermoz - Bât. B1
95500 GONESSE, France

Tel: +33 (0) 1 30 11 11 88

Fax: +33 (0) 1 39 86 07 28

europe@switchlite.eu

www.switchlite.eu