

PRESENTOIRS A INGREDIENTS

Modèles EI

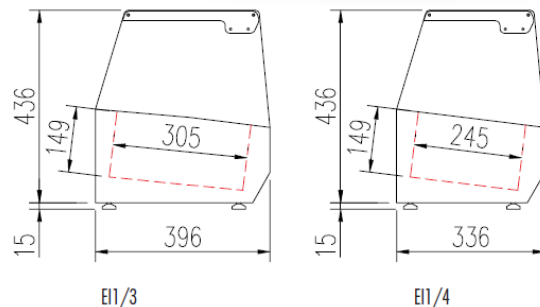
Bacs 1/3 ou 1/4 - Vitre pare-haleine



CARACTERISTIQUES TECHNIQUES

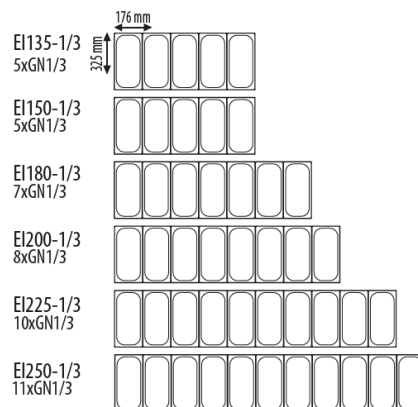
Pour utilisation pizza, sandwicherie, saladerie

- Tout inox 18/10 pour recevoir bacs 1/4 et 1/3 profondeur 150 mm
- Evaporateur par plaque froide
- Livrée sur tampons réglables (pieds en option)
- Thermostat électronique avec afficheur digital, spécial économie d'énergie.
- Alarme haute et basse température sur contrôleur digital
- 230/1/50 (60 Hz sur demande : PVP +5%)
- Eclairage intérieur sur modèle avec vitre
- Isolation polyuréthane épaisseur 60 mm, densité 40kg/m³ sans effet GWP ou ODP
- Bacs non fournis
- Conditions de travail : classe 3 (25°C 60%)
- Bacs non fournis



Bacs 1/3

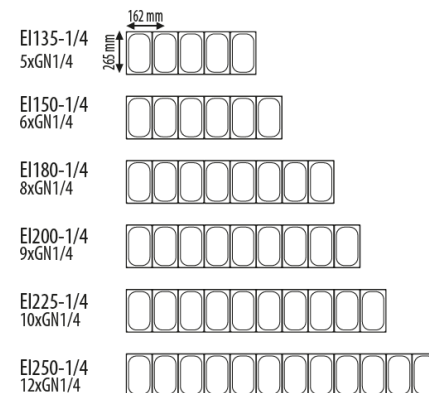
	Nb bacs	Dimensions (LxPxH mm)	Gaz	Puiss. frigo (W)	Conso. (W)
EI 135-1/3	5	1345x396x436	R134a*	140	170
			R290	158	152
EI 150-1/3	5	1495x396x436	R134a*	140	170
			R290	170	155
EI 180-1/3	7	1795x396x436	R134a*	140	182
			R290	190	162
EI 200-1/3	8	2020x396x436	R134a*	178	222
			R290	200	180
EI 225-1/3	10	2245x396x436	R134a*	178	226
			R290	502	245
EI 250-1/3	11	2545x396x436	R134a*	178	228
			R290	502	245



* Non disponible pour le marché européen

Bacs 1/4

	Nb bacs	Dimensions (LxPxH mm)	Gaz	Puiss. frigo (W)	Conso. (W)
EI 135-1/4	5	1345x336x436	R134a*	140	170
			R290	158	152
EI 150-1/4	6	1495x336x436	R134a*	140	170
			R290	170	155
EI 180-1/4	8	1795x336x436	R134a*	140	182
			R290	190	162
EI 200-1/4	9	2020x336x436	R134a*	178	222
			R290	200	180
EI 225-1/4	10	2245x336x436	R134a*	178	226
			R290	502	245
EI 250-1/4	12	2545x336x436	R134a*	178	228
			R290	502	245



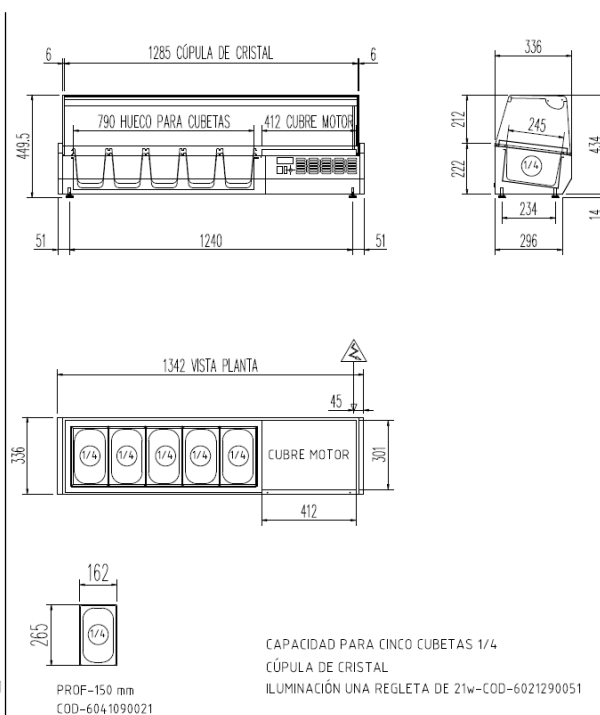
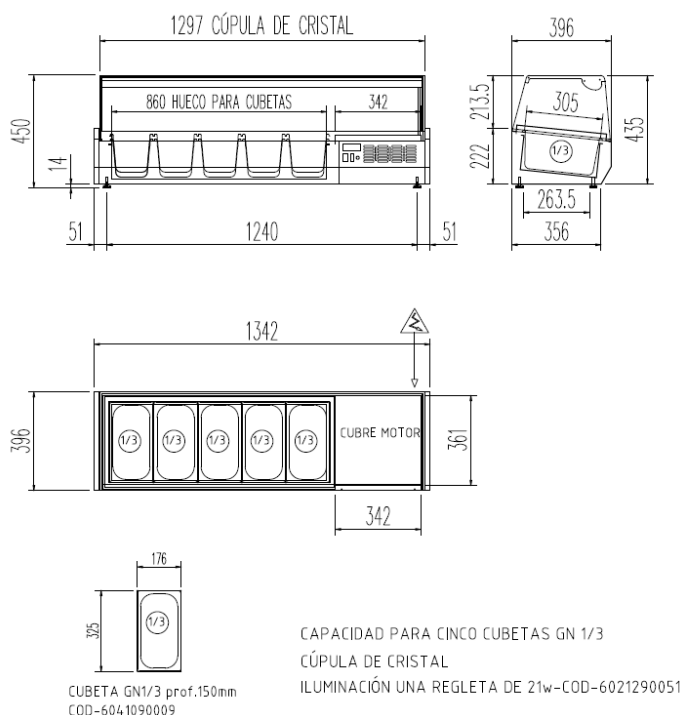
* Non disponible pour le marché européen

OPTIONS

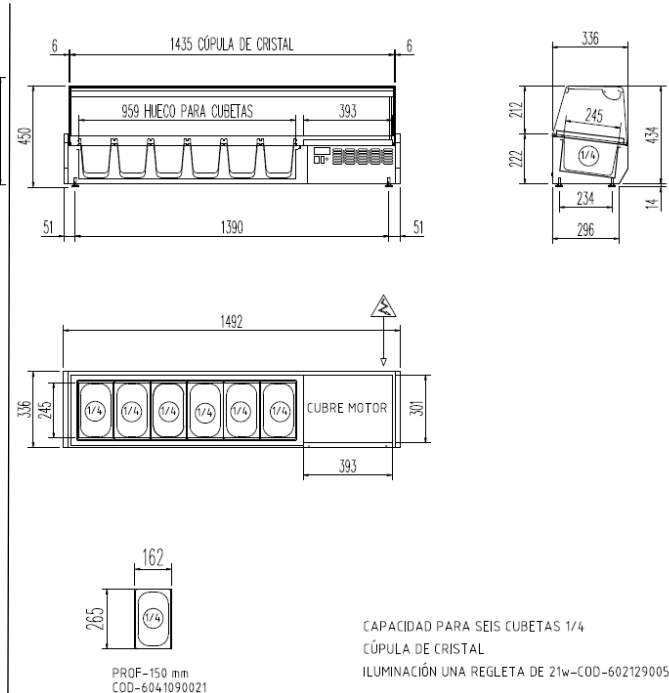
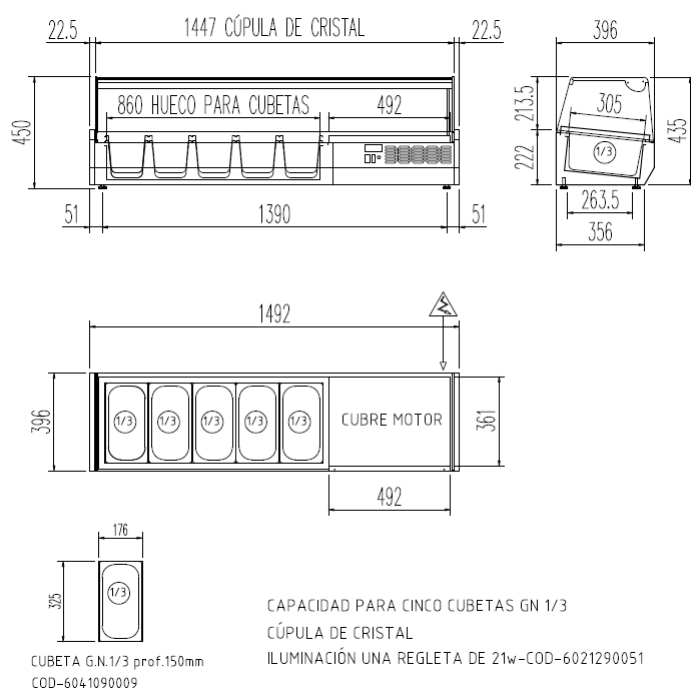
- Pied réglable inox H.140 mm - Tige M10- semelle synthétique noir. A l'unité
- Changement de gaz sur modèles positifs (R290 → R134a)

SEMAS TECHNIQUES

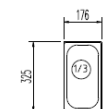
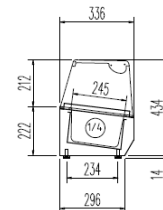
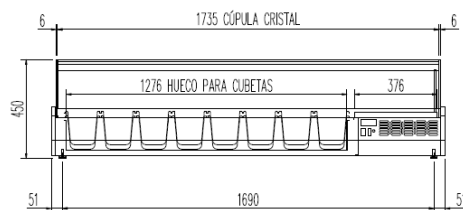
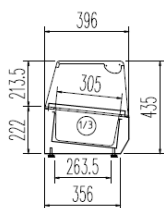
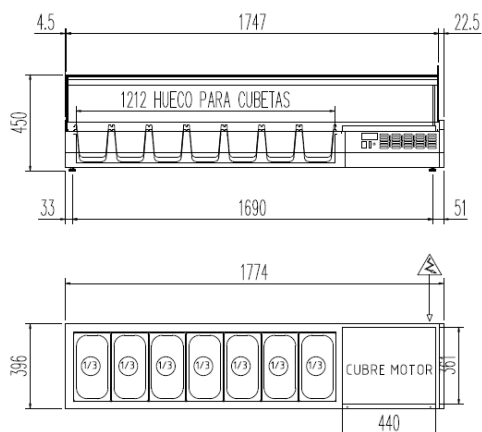
EI 135



EI 150

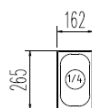


EI 180



CUBETA G.N.1/3 prof.150mm
COD-6041090009

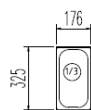
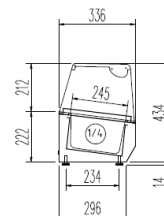
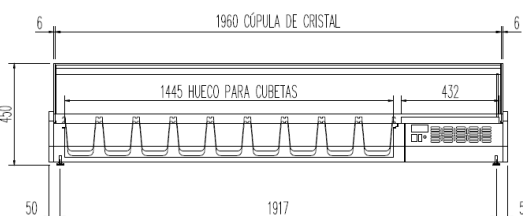
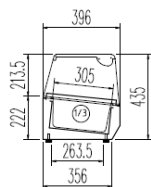
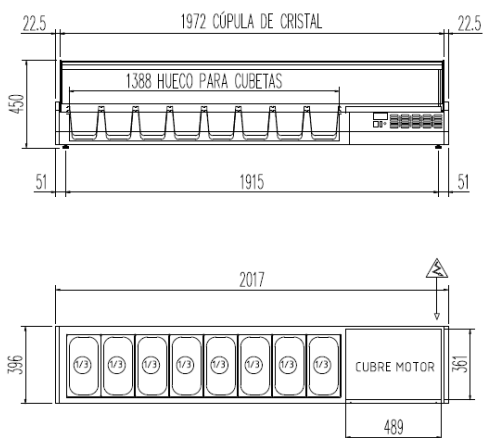
CAPACIDAD PARA SIETE CUBETAS GN 1/3
CÚPULA DE CRISTAL
ILUMINACIÓN DOS REGLÉTAS DE 13w COD-6021290026



PROF-150 mm
COD-6041090021

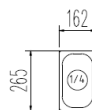
CAPACIDAD PARA OCHO CUBETAS 1/4
CÚPULA DE CRISTAL
ILUMINACIÓN DOS REGLÉTAS DE 13w COD-6021290026

EI 200



CUBETA G.N.1/3 prof.150mm
COD-6041090009

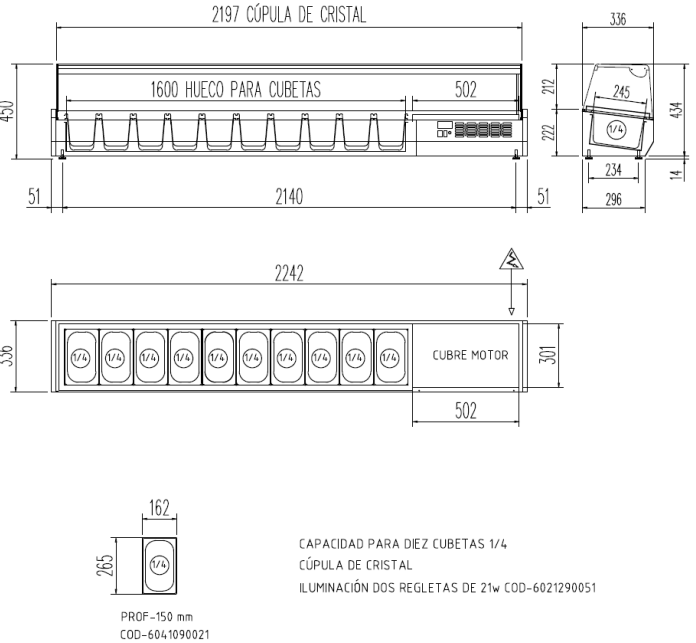
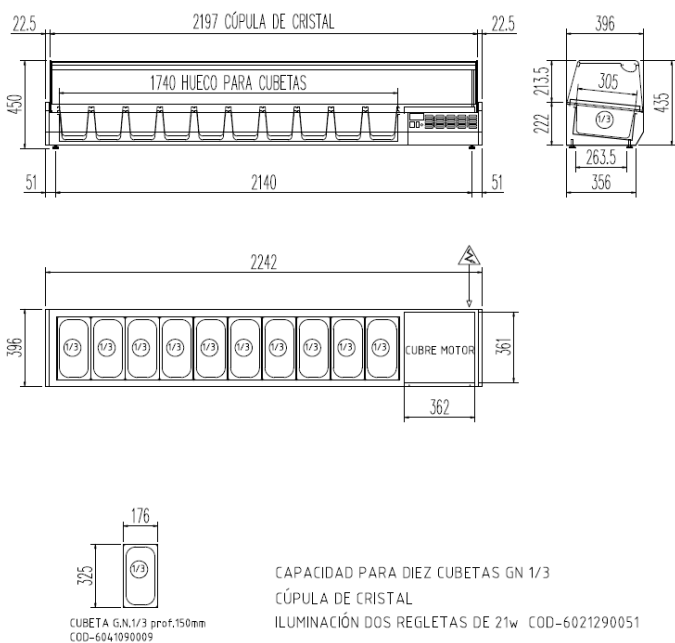
CAPACIDAD PARA OCHO CUBETAS GN 1/3
CÚPULA DE CRISTAL
ILUMINACIÓN DOS REGLÉTAS DE 21w COD-6021290051



PROF-150 mm
COD-6041090021

CAPACIDAD PARA NUEVE CUBETAS 1/4
CÚPULA DE CRISTAL
ILUMINACIÓN DOS REGLÉTAS DE 21w COD-6021290051

EI 225



EI 250

