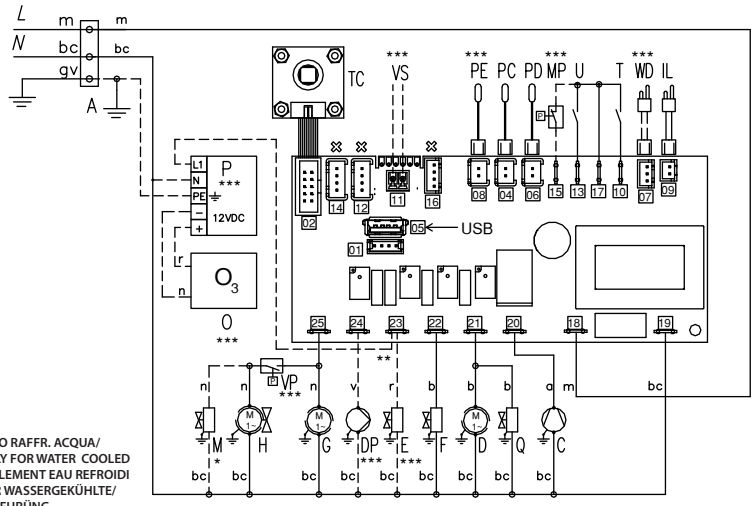

* SOLO RAFFR. ACQUA/ ONLY FOR WATER COOLED SEULEMENT EAU REFROIDI NUR WASSERGEKÜHLTE/ AUSFÜRÜNG

** CONNESSIONI IN ALTERNATIVA / ALTERNATIVE CONNECTIONS /CONNEXIONS ALTERNATIVES / ALTERNATIVE VERBINDUNGEN

*** OPZIONE/OPTIONAL

Non USARE / Not USE

m	marrone	brown
bc	blu chiaro	light blue
gv	giallo/verde	yellow/green
b	bianco	white
n	nero	black
r	rosso	red
a	arancio	orange
v	viola	purple

CM19262447-0-006

A	Cavo di alimentazione *Power cord*
C	Compressore *Compressor*
D	Motoriduttore ribaltamento/sbrin. *Harvest motor / Defrost*
DP	Pompa scarico acqua (opzionale) *Discharge pump (option)*
E	Elettrovalv. ricircolo acqua(Ozono) *Recirculation water valve (Ozone)*
F	Elettrovalv. Carico acqua *Water inlet valve*
G	Motoriduttore Paletta *Paddle motor*
H	Ventilatore (solo raffr. aria) *Fan Motor (only AIR cooled unit)*
IL	Sensore livello acqua *Water level sensor*
L	Fase *Phase*
M	Elettrovalv. Acqua condensatore *Water cooled valve*
MP	Pressostato di massima *Max Pressure pressure switch*
N	Neutro *Neutral*
O	Generatore di ozono *Ozone generator*
P	Alimentatore Ozono - 12Vdc *Ozone Power supply - 12Vdc*
PC	Sonda Condensatore *Condenser probe*
PD	Sonda Deposito *Storage probe*
PE	Sonda Evaporatore (opzionale) *Evaporator probe (optional)*
Q	Elettrovalvola Gas Caldo *Hot gas solenoid Valve*
T	Micro fine sbrinamento *End defrosting switch*
TC	Tasto capacitivo *Capacitive button*
U	Micro inizio sbrinamento *Start defrosting switch*
VS	Ventil. Velocità variabile (opz.) *Variable speed fan (opt.)*
VP	Pressostato condensatore (opz.) *condenser pressostat (opt.)*
WD	Sensore livello acqua scarico *Water discharge level sensor*

Per avviare/fermare macchina tocca per 3 s
To start / stop machine touch for 3 s
Para iniciar / detener la máquina, tocar 3 s
Pour démarrer / arrêter la machine, toucher pour 3 s
Zum Starten / Stoppen der Maschine 3 s drücken



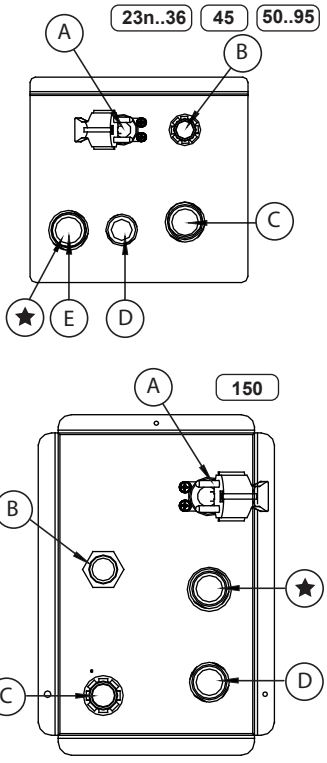

Model	23n..36	45	50..95	150
1 Supply	A	A	A	A
2 Outlet Water Ø21 mm	B	C	B	B
3 Outlet Cond. Water Ø20mm	C	E	C	C
4 Inlet Water 3/4" GAS	D	D	D	D

1 **ATTENZIONE**
COLLEGARE I CAVI AD UNA LINEA MUNITA DI MESSA A TERRA
WARNING
CONNECT THE GROUND CONDUCTOR TO SUITABLE TERMINAL
WARNUNG
DER SCHUTZLEITER MUSS AN EINE ENTSPRECHENDE KLEMME ANGESCHLOSSEN WERDEN

2 **Ø 21 mm**
SCARICO ACQUA
WATER DRAIN
WASSEBLAUF

3 **Ø 20 mm**
SCARICO ACQUA (Ver.cond.acqua)
WATER DRAIN (only Water cooled)
WASSERBLAUF (Nur Wassergekühlte ausführung)

4 **3/4" Gas**
ENTRATA ACQUA (vers. cond. ARIA)
WATER INLET(only AIR cooled)
WASSERZULAUF(Nur Luftkondensation)
Min 0,1 MPa - 1 bar - 14 psi
Max 0,5 MPa - 5 bar - 75 psi

ATTENZIONE
COLLEGARE SOLO ACQUA POTABILE
WARNING
CONNECT ONLY TO POTABLE WATER SUPPLY
WARNUNG
NUR AN DIE TRINKWASSERVERSORGUNG ANSCHLIEßEN

★ Entrata acqua condensatore ad acqua - 3/4"gas (opzionale)
Water inlet connection water condensation - 3/4"gas (optional)

CM19262447-0-006

PADDLE

CN20-COMPRESSOR
CN21-HARVESTMOTOR
CN22-WATER INLET VALVE
CN23-DISCHARGE WATER VALVE
CN24-DISCH. PUMP (OPZ.)
CN25-PADDLE MOT./FANS/W.COND.

IOT
USB (SW+HACCP)

CN04-COND.PROBE
CN06-STORAGE PROBE
CN07- W. DISCH. SENSOR
CN08-EVAP.PROBE
CN09-WATER LEV. SENSOR
CN10-END DEFROST SW.
CN11-VAR.SPEED FANS
CN13-START DEFR. SW.
CN15-MAX PRESS. SW.
CN17-COMMON ALARM
CN18- PHASE
CN19- NEUTRAL
CN12/14/16-not used

TOCCA TOUCH 3s PAUSA-STAND-BY AVVIO-START

Machine Status / Stato macchina	Status Led / Stato Led
STAND-BY	acceso ogni / blink every 30s
Deposito pieno / Full Bin	acceso ogni / blink every 10s
Avvio ciclo / Start phase	acceso ogni / blink every 0,5s
Produzione ghiaccio / Ice phase	ON
Alarm / Blackout	ON 5s + OFF
Ciclo Lavaggio / Washing cycle	ON 3s + OFF

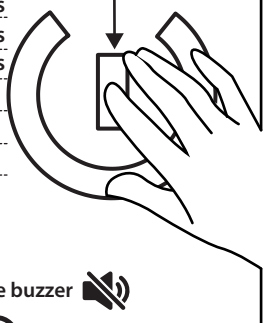

⚠ **Per altri lampeggi, chiamare service**
For other flashes, call service ⚠

In caso di allarme / If there is an alarm

1) Toccare tasto per tacitare buzzer/Touch the key to silence the buzzer

2) Toccare di nuovo tasto per resettare allarme (se cessato)
Touch key again to reset alarm (if finished)

Regolazione sonda deposito
Storage probe adjustement

① Fase Stand-by (zZz)



TOUCH **3** TIMES
TOCCA **3** VOLTE

② BIANCO WHITE — ROSSO RED

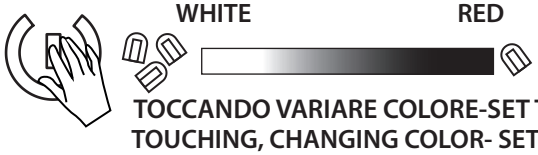

TOCCANDO VARIARE COLORE-SET T°
TOUCHING, CHANGING COLOR- SET T°

③ DOPO 60 s SI SALVA IL SET
AFTER 60 s THE SET IS SAVED