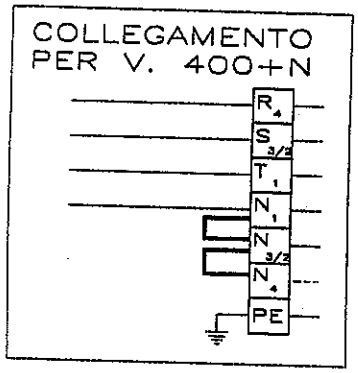

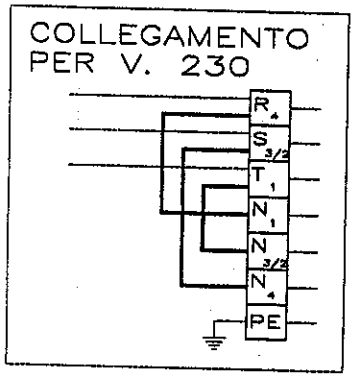

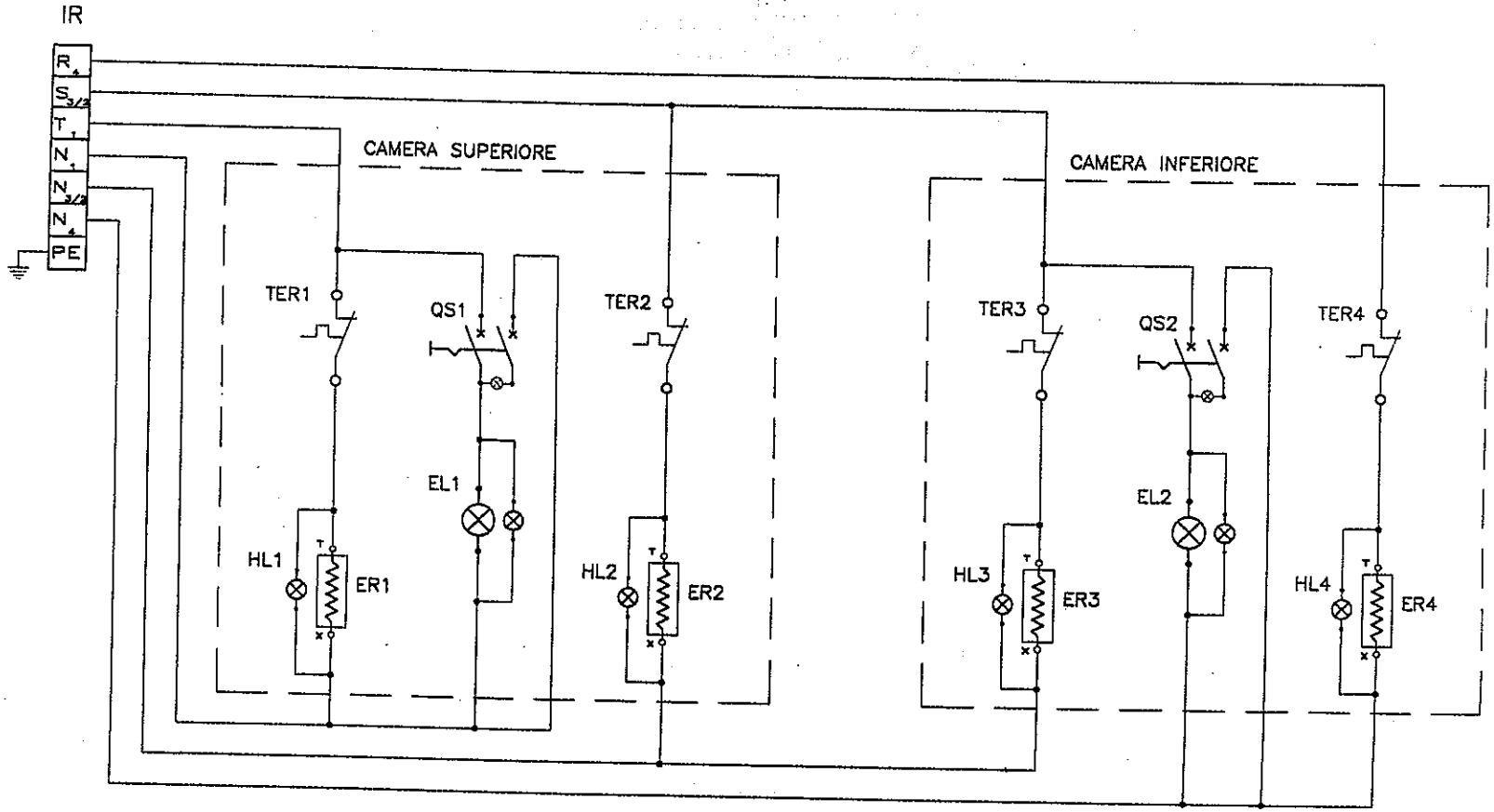

IR	INGRESSO RETE	
TER1	TERMOST. TEMPERATURA CIELO C. S.	
TER2	TERMOST. TEMPERATURA PLATEA C. S.	
TER3	TERMOST. TEMPERATURA CIELO C. I.	
TER4	TERMOST. TEMPERATURA PLATEA C. I.	
ER1	ELEMENTI RISCALDANTI CIELO C. S.	RESISTENZA DA W. 2260 V.230
ER2	ELEMENTI RISCALDANTI PLATEA C. S.	RESISTENZA DA W. 2260 V.230
ER3	ELEMENTI RISCALDANTI CIELO C. I.	RESISTENZA DA W. 2260 V.230
ER4	ELEMENTI RISCALDANTI PLATEA C. I.	RESISTENZA DA W. 2260 V.230
HL1	SPIA ELEMENTI RISCALDANTI CIELO C. S.	
HL2	SPIA ELEMENTI RISCALDANTI PLATEA C. S.	
HL3	SPIA ELEMENTI RISCALDANTI CIELO C. I.	
HL4	SPIA ELEMENTI RISCALDANTI PLATEA C. I.	
EL1	LUCE CAMERA SUPERIORE	
EL2	LUCE CAMERA INFERIORE	
QS1	INTERRUTTORE LUCE CAMERA SUPERIORE	
QS2	INTERRUTTORE LUCE CAMERA INFERIORE	
X	X	
X	X	

TK 98-A 2 CAMERE

DESCRIZIONE: SCHEMA ELETTRICO PER TK 98-A 2 CAMERE		00	16/10/00
ITALFORNI	ORIGINE MODELLO: TK 98-A FORNO A 2 CAMERE	PESO Kg	
	MATERIA PRIMA:	Q.TA'	
	SEGUE: CABLAGGIO	PAG.	1/1
		SC.	